

Material

EN 10025
S235JR/1.0038

DIN 17100
RSt. 37-2

Sheet
Hot-rolled

General:

Round flange connections are made cf. fig. 1 or 2.
Square and rectangular flanges are made cf. fig. 2.

Bolts (In-/outdoor installation):
8.8 FZB / 8.8 FZV

Flange connections are sealed with acrylic sealing compound.
Doors, hatches etc. are sealed with EPDM cell rubber profile.

Welded Joints:

Welds are welded according to DS/EN ISO 5817 level C.
All welded joints are made on the basis of MAG.
Weld spatter is removed and inside foldings and excess weld metal are ground to sheet level.
Inlet design: Please see fig. 3

Flange connections:

Dia. $\leq \varnothing 3200$ mm are made cf. to fig. 1 or 2.
Dia. $> \varnothing 3200$ mm are made cf. fig. 2.

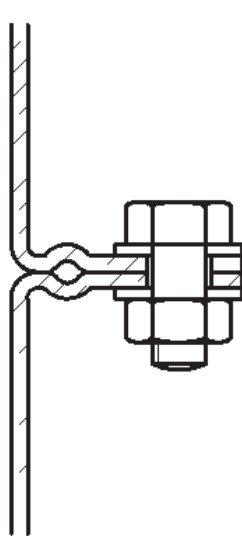


Fig. 1. Flange connection with beaded flanges.

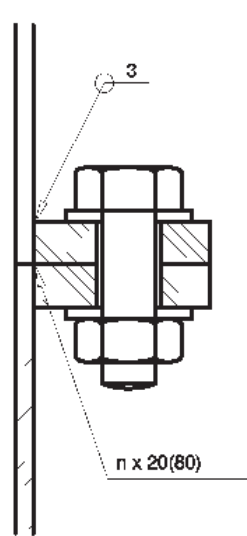


Fig. 2. Flange connection with welded flanges.

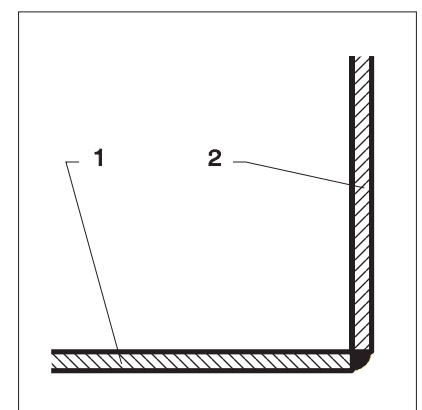


Fig.3

Item 1: Bottom/top plate.
Item 2: Curved back plate.