

## A flexible modular filtration system tailored to suit both existing and newly established intake aspiration pits.

The SimPit Intake-pit aspiration filter is designed as a flexible modular system. It is designed and built as a wall that can be customised to suit both existing and newly established intake aspiration pits.

SimPit Intake-pit filter with large air volume is the most effective filter for crane hoppers for ship, truck or wagon unloading.


### Benefits

#### Savings

- As the fan can be fitted directly next to the filter, energy consumption can be minimized.
- With the SimPit's simple and inexpensive mounting process, you don't waste any resources during the initial installation process.

#### Flexibility

- Its versatility allows you to choose the option best suited to your needs.
- It can be adapted to fit any size of intake pit.



### Features

- Flexible modular design
- Easy to install
- Automated cleaning system
- No dust transport
- Low pressure drop
- No rotary valves needed

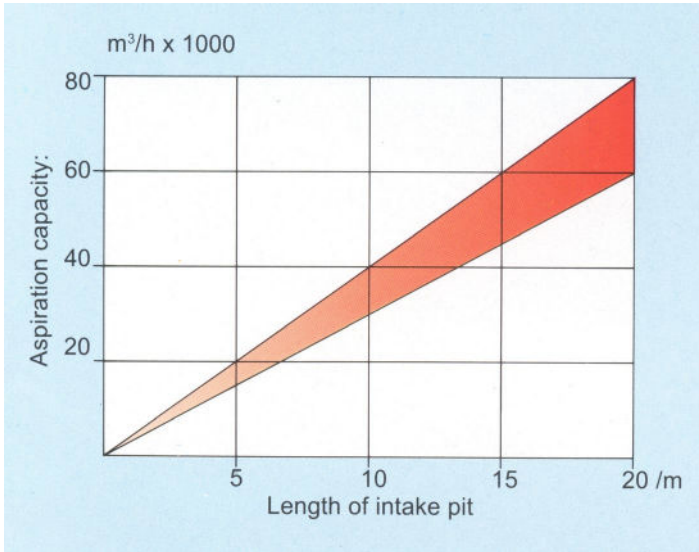
### Sizes

- JM 16/-
- JM 20/-
- JM 24/-

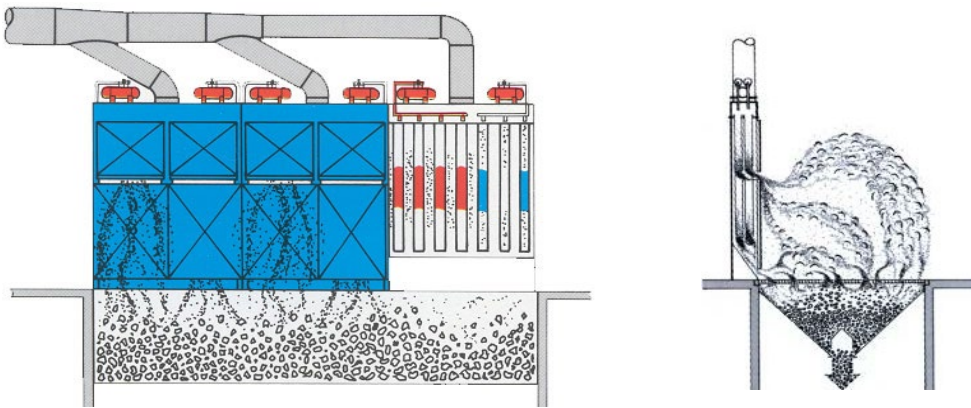
### Applications

- |                           |                     |                      |                       |
|---------------------------|---------------------|----------------------|-----------------------|
| • Grain and feed industry | • Brewery           | • Fish feed industry | • Mineral industry    |
| • Chemical industry       | • Paper industry    | • Pet-food industry  | • Fertilizer industry |
| • Cement industry         | • Plastics industry | • Recycling industry |                       |
| • Food industry           | • Metal industry    | • Wood industry      |                       |

## Dimensioning of airflow



## Flexible Modular System



Filter area m <sup>2</sup>	15	20	25	30	35
JM 16/-	10,6	14,0	17,6	21,1	24,6
JM 20/-	13,2	17,5	22,0	26,4	30,8
JM 24/-	15,8	21,0	26,4	31,7	37,0

### Filter module length

	Metres
JM 16/-	2,0
JM 20/-	2,5
JM 24/-	3,0